




D.E.I. Italy

D.E.I. di D'Errico Davide
Via Alessandria 3 Loc. San Bernardo , 10015 Ivrea (To) Italy
tel 0039 0125 239952 fax 0039 0125 230095

Manufacturing Brochure



DEI Italy is a new generation of quality and service excellence

Stainless Steel Products

Agency Distributorship



Industrial Material Supply
Jebel Ali, Dubai - UAE
tel: +9714 883 2553, fax: +9714 883 2586

Stainless Steel Seamless Tubes and Pipes


D.E.I. Italy

D.E.I. di D'Errico Davide
Via Alessandria 3 Loc. San Bernardo,
10015 Ivrea (To) Italy
tel 0039 0125 239952
fax 0039 0125 230095

304/L 321/H 316/L 316Ti 310S 904L DUPLEX
1.4301/07 1.4541 1.4401/04 1.4571 1.4845 1.4539 1.4462
1.4306

Dimensions

1,59 x 0,40	1/16" x 0.016"						
1,59 x 0,51	1/16" x 0.020"						
3,00 x 0,50							
3,18 x 0,51	1/8" x 0.020"	•					
3,18 x 0,56	1/8" x 0.022"	•					
3,18 x 0,71	1/8" x 0.028"	•					
3,18 x 0,89	1/8" x 0.035"	•					
4,00 x 0,50		•					
4,00 x 1,00		•					
4,76 x 0,51	1/16" x 0.020"	•					
4,76 x 0,56	1/16" x 0.022"	•					
4,76 x 0,71	1/16" x 0.028"	•					
4,76 x 0,89	1/16" x 0.035"	•					
5,00 x 0,50		•					
5,00 x 1,00		•					
6,00 x 0,50		•					
6,00 x 1,00		•					
6,00 x 1,50		•					
6,00 x 2,00		•					
6,35 x 0,51	1/4" x 0.020"	•					
6,35 x 0,71	1/4" x 0.028"	•					
6,35 x 0,81	1/4" x 0.032"	•					
6,35 x 0,89	1/4" x 0.035"	•					
6,35 x 1,24	1/4" x 0.049"	•					
6,35 x 1,65	1/4" x 0.065"	•					
7,00 x 1,00		•					
7,94 x 0,71	5/16" x 0.028"	•					
7,94 x 0,89	5/16" x 0.035"	•					
7,94 x 1,24	5/16" x 0.049"	•					
8,00 x 0,50		•					
8,00 x 1,00		•					
8,00 x 1,50		•					
8,00 x 2,00		•					
9,00 x 1,00		•					
9,00 x 1,50		•					
9,53 x 0,71	3/8" x 0.028"	•					
9,53 x 0,89	3/8" x 0.035"	•					
9,53 x 1,24	3/8" x 0.049"	•					
9,53 x 1,65	3/8" x 0.065"	•					
9,53 x 2,11	3/8" x 0.083"	•					
10,00 x 0,50		•					
10,00 x 1,00		•					
10,00 x 1,50		•					
10,00 x 2,00		•					
10,20 x 1,00		•					
10,20 x 1,20		•					
10,20 x 1,60		•					
10,20 x 2,00	1/8" GAS	•					
10,29 x 1,24	1/8" SCH 10S	•					
10,29 x 1,73	1/8" SCH 40S	•					
10,29 x 2,41	1/8" SCH 80S	•					
11,00 x 1,00		•					
11,00 x 1,50		•					
11,00 x 2,00		•					
12,00 x 1,00		•					
12,00 x 1,50		•					
12,00 x 2,00		•					
12,00 x 2,50		•					
12,00 x 3,00		•					
12,70 x 0,71	1/2" x 0.028"	•					
12,70 x 0,89	1/2" x 0.035"	•					
12,70 x 1,24	1/2" x 0.049"	•					
12,70 x 1,65	1/2" x 0.065"	•					
12,70 x 2,11	1/2" x 0.083"	•					
13,00 x 1,00		•					
13,00 x 1,50		•					
13,50 x 1,60		•					
13,50 x 2,30		•					
13,50 x 2,90		•					
13,72 x 1,65	1/4" SCH 10S	•					
13,72 x 2,24	1/4" SCH 40S	•					
13,72 x 3,02	1/4" SCH 80S	•					
14,00 x 1,00		•					
14,00 x 1,50		•					
14,00 x 2,00		•					
14,00 x 2,50		•					
14,00 x 3,00		•					
15,00 x 1,00		•					
15,00 x 1,50		•					
15,00 x 2,00		•					
15,00 x 2,50		•					
15,00 x 3,00		•					



SEAMLESS TUBES AND PIPES:

ASTM-A 269, ASTM-A 213AW and DIN 17458 PK1

Seamless tubing cold drawn, annealed and pickled or bright annealed. Execution and testing according to ASTM-A 269, ASTM-A 213AW and DIN 17458 PK1.

Tolerances according to ASTM-A 450 and DIN 1127 D4/T3.

For grade 310S and 1.4845, ASTM-A 213AW and SEW 470 are applicable.

For grade 904L / UNS N08904 and 1.4539, ASTM-8 and VdTUV 421 are applicable.

ASTM-A 312

Seamless cold drawn or hot finished, annealed and pickled or bright annealed. Execution, tolerances and testing according to ASTM-A 312/A 999, ANSI B36.10 / B36.19.

DIN 17458 PK1

Seamless cold drawn or hot finished, annealed and pickled or bright annealed. Execution and testing according to DIN 17458 PK1.

Tolerances according to DIN 1127 D2/T3 or D3/T3 or D4/T3.

Other grades and dimensions are available upon request.


Random lengths of about 6 meter (min. 4 meter - max. 7 meter).

Certificates: 3.1B on request.

• = stock, subject to prior sale

D.E.I. Italy

D.E.I. di D'Errico Davide
Via Alessandria 3 Loc. San Bernardo,
10015 Ivrea (To) Italy
tel 0039 0125 239952
fax 0039 0125 230095



SEAMLESS TUBES AND PIPES:

ASTM-A 269, ASTM-A 213AW and DIN 17458 PK1

Seamless tubing cold drawn, annealed and pickled or bright annealed.
Execution and testing according to ASTM-A 269, ASTM-A 213AW and DIN 17458 PK1.
Tolerances according to ASTM-A 450 and DIN 1127 D4/T3.
For grade 310S and 1.4845, ASTM-A 213AW and SEW 470 are applicable.
For grade 904L / UNS N08904 and 1.4539, ASTM-B and VdTUV 421 are applicable.

ASTM-A 312

Seamless cold drawn or hot finished, annealed and pickled or bright annealed.
Execution, tolerances and testing according to ASTM-A 312/A 999, ANSI B36.10 / B36.19.

DIN 17458 PK1

Seamless cold drawn or hot finished, annealed and pickled or bright annealed.
Execution and testing according to DIN 17458 PK1.
Tolerances according to DIN 1127 D2/T3 or D3/T3 or D4/T3.

Other grades and dimensions are available upon request.

Random lengths of about 6 meter (min. 4 meter - max. 7 meter).

Certificates: 3.1B on request.

● = stock, subject to prior sale

Stainless Steel Seamless Tubes and Pipes

Dimensions	304/L	321/H	316/L	316Ti	310S	904L	DUPLEX
	1.4301/07 1.4306	1.4541	1.4401/04	1.4571	1.4845	1.4539	1.4462
15,88 x 0,89 5/8" x 0.035"	●						
15,88 x 0,99 5/8" x 0.039"			●	●			
15,88 x 1,24 5/8" x 0.049"	●						
15,88 x 1,65 5/8" x 0.065"	●						
15,88 x 2,11 5/8" x 0.083"	●						
15,88 x 2,49 5/8" x 0.083"	●						
16,00 x 1,00	●						
16,00 x 1,50	●						
16,00 x 2,00	●						
16,00 x 2,50	●						
16,00 x 3,00	●						
17,15 x 1,65 3/8" SCH 10S	●	●					
17,15 x 2,35 3/8" SCH 40S	●	●			●		●
17,15 x 3,20 3/8" SCH 80S	●	●					●
17,20 x 1,60	●						
17,20 x 2,30	●						
17,20 x 3,20	●				●		
18,00 x 1,00	●						
18,00 x 1,50	●						
18,00 x 2,00	●						
18,00 x 2,50	●						
18,00 x 3,00	●						
19,05 x 0,89 3/4" x 0.035"	●						
19,05 x 1,24 3/4" x 0.049"	●						●
19,05 x 1,65 3/4" x 0.065"	●						●
19,05 x 2,11 3/4" x 0.083"	●						●
20,00 x 1,00	●						
20,00 x 1,50	●						
20,00 x 2,00	●						
20,00 x 2,50	●						
20,00 x 3,00	●						
20,00 x 4,00	●						
20,00 x 5,00	●						
21,30 x 1,60	●						
21,30 x 2,00	●						
21,30 x 2,60	●	●			●		
21,30 x 3,60	●	●			●		
21,30 x 4,50	●						
21,30 x 7,50	●						
21,34 x 1,65 1/2" SCH 5S	●						
21,34 x 2,11 1/2" SCH 10S	●	●					
21,34 x 2,77 1/2" SCH 40S	●	●			●		●
21,34 x 3,73 1/2" SCH 80S	●	●			●		●
21,34 x 4,78 1/2" SCH 160	●						
21,34 x 7,47 1/2" XXS	●						
22,00 x 1,00	●						
22,00 x 1,50	●						
22,00 x 2,00	●						
22,00 x 3,00	●						
22,00 x 4,00	●						
23,00 x 1,50	●						
25,00 x 1,00	●						
25,00 x 1,50	●						
25,00 x 2,00	●						
25,00 x 2,50	●						
25,00 x 3,00	●						
25,00 x 4,00	●						
25,00 x 5,00	●						
25,40 x 1,24 1" x 0.049"	●						
25,40 x 1,65 1" x 0.065"	●						
25,40 x 2,11 1" x 0.083"	●						●
26,67 x 1,65 3/4" SCH 5S	●						
26,67 x 2,11 3/4" SCH 10S	●	●			●		●
26,67 x 2,87 3/4" SCH 40S	●	●			●		●
26,67 x 3,91 3/4" SCH 80S	●	●			●		●
26,67 x 5,56 3/4" SCH 160	●						
26,67 x 7,82 3/4" XXS	●						
26,90 x 1,60	●						
26,90 x 2,00	●						
26,90 x 2,60 3/4" GAS	●	●			●		
26,90 x 4,00	●	●			●		
26,90 x 5,40	●						
26,90 x 8,00	●						
28,00 x 1,50	●						
28,00 x 2,00	●						
28,00 x 3,00	●						
28,00 x 4,00	●						
28,00 x 5,00	●						
30,00 x 1,50	●						
30,00 x 2,00	●						
30,00 x 3,00	●						
30,00 x 4,00	●						
30,00 x 5,00	●						


Stainless Steel Seamless Tubes and Pipes

D.E.I. Italy

D.E.I. di D'Errico Davide
Via Alessandria 3 Loc. San Bernardo,
10015 Ivrea (To) Italy
tel 0039 0125 239952
fax 0039 0125 230095

Dimensions	304/L 1.4301/07 1.4306	321/H 1.4541	316/L 1.4401/04	316Ti 1.4571	310S 1.4845	904L 1.4539	DUPLEX 1.4462
------------	------------------------------	-----------------	--------------------	-----------------	----------------	----------------	------------------

33,40 x 1,65	1" SCH 5S	•	•				
33,40 x 2,11	1" x 0.083"	•		•			
33,40 x 2,77	1" SCH 10S	•	•		•	•	•
33,40 x 3,38	1" SCH 40S	•	•	•	•	•	•
33,40 x 4,55	1" SCH 80S	•	•	•	•	•	•
33,40 x 6,35	1" SCH 160	•	•	•	•	•	•
33,40 x 9,09	1" XXS	•	•	•	•	•	•
33,70 x 1,60		•	•				
33,70 x 2,00		•	•	•			
33,70 x 2,60		•	•	•	•		
33,70 x 3,20	1" GAS	•	•	•	•		
33,70 x 4,50		•	•	•	•		
33,70 x 6,00		•	•	•	•		
33,70 x 9,00		•	•	•	•		
35,00 x 2,00		•	•				
35,00 x 5,00		•	•				
38,00 x 2,00		•	•				
38,00 x 2,60		•	•	•			
38,00 x 3,00		•	•	•			
38,00 x 4,00		•	•	•			
38,00 x 5,00		•	•	•			
40,00 x 2,00		•	•				
40,00 x 5,00		•	•				
42,00 x 3,00		•	•				
42,16 x 2,11	1.1/4" x 0.083"	•	•	•			
42,16 x 2,77	1.1/4" SCH 10S	•	•	•	•	•	•
42,16 x 3,56	1.1/4" SCH 40S	•	•	•	•	•	•
42,16 x 4,85	1.1/4" SCH 80S	•	•	•	•	•	•
42,16 x 6,35	1.1/4" SCH 160	•	•	•	•	•	•
42,16 x 9,70	1.1/4" XXS	•	•	•	•	•	•
42,40 x 1,60		•	•				
42,40 x 2,00		•	•	•			
42,40 x 2,60		•	•	•	•		
42,40 x 3,20	1.1/4" GAS	•	•	•	•		
42,40 x 5,00		•	•	•	•		
42,40 x 6,30		•	•	•	•		
42,40 x 10,00		•	•	•	•		
48,26 x 2,11	1.1/2" x 0.083"	•	•	•			
48,26 x 2,77	1.1/2" SCH 10S	•	•	•	•	•	•
48,26 x 3,68	1.1/2" SCH 40S	•	•	•	•	•	•
48,26 x 5,08	1.1/2" SCH 80S	•	•	•	•	•	•
48,26 x 7,14	1.1/2" SCH 160	•	•	•	•	•	•
48,26 x 10,15	1.1/2" XXS	•	•	•	•	•	•
48,30 x 1,60		•	•				
48,30 x 2,00		•	•	•			
48,30 x 2,60		•	•	•	•		
48,30 x 3,20	1.1/2" GAS	•	•	•	•		
48,30 x 5,00		•	•	•	•		
48,30 x 7,10		•	•	•	•		
48,30 x 10,00		•	•	•	•		
50,00 x 5,00		•	•				
51,00 x 2,60		•	•				
57,00 x 2,90		•	•	•			
60,30 x 2,00		•	•	•			
60,30 x 2,60		•	•	•	•		
60,30 x 3,60	2" GAS	•	•	•	•		
60,30 x 5,00		•	•	•	•		
60,30 x 8,00		•	•	•	•		
60,30 x 11,00		•	•	•	•		
60,33 x 2,11	2" x 0.083"	•	•	•			
60,33 x 2,77	2" SCH 10S	•	•	•	•	•	•
60,33 x 3,91	2" SCH 40S	•	•	•	•	•	•
60,33 x 5,54	2" SCH 80S	•	•	•	•	•	•
60,33 x 8,74	2" SCH 160	•	•	•	•	•	•
60,33 x 11,07	2" XXS	•	•	•	•	•	•
73,00 x 3,00		•	•				
73,00 x 5,00		•	•				
73,00 x 7,00		•	•				
73,00 x 9,00		•	•				
73,03 x 3,05	2.1/2" SCH 10S	•	•	•	•	•	•
73,03 x 5,16	2.1/2" SCH 40S	•	•	•	•	•	•
73,03 x 7,01	2.1/2" SCH 80S	•	•	•	•	•	•
73,03 x 9,53	2.1/2" SCH 160	•	•	•	•	•	•
73,03 x 14,02	2.1/2" XXS	•	•	•	•	•	•
76,10 x 2,00		•	•				
76,10 x 3,60	2.1/2" GAS	•	•	•	•		
89,00 x 2,00		•	•				
89,00 x 3,00		•	•	•			
89,00 x 4,05	3" GAS	•	•	•	•		
89,00 x 5,00		•	•	•	•		
89,00 x 7,10		•	•	•	•		
89,00 x 11,00		•	•	•	•		
89,00 x 15,00		•	•	•	•		



SEAMLESS TUBES AND PIPES:

ASTM-A 269, ASTM-A 213AW and DIN 17458 PK1

Seamless tubing cold drawn, annealed and pickled or bright annealed.

Execution and testing according to ASTM-A 269, ASTM-A 213AW and DIN 17458 PK1.

Tolerances according to ASTM-A 450 and DIN 1127 D4/T3.

For grade 310S and 1.4845, ASTM-A 213AW and SEW 470 are applicable.

For grade 904L / UNS N08904 and 1.4539, ASTM-B and VdTUV 421 are applicable.

ASTM-A 312

Seamless cold drawn or hot finished, annealed and pickled or bright annealed.

Execution, tolerances and testing according to ASTM-A 312/A 999, ANSI B36.10 / B36.19.

DIN 17458 PK1

Seamless cold drawn or hot finished, annealed and pickled or bright annealed.

Execution and testing according to DIN 17458 PK1.

Tolerances according to DIN 1127 D2/T3 or D3/T3 or D4/T3.

Other grades and dimensions are available upon request.

Random lengths of about 6 meter (min. 4 meter - max. 7 meter).

Certificates: 3.1B on request.


• = stock, subject to prior sale

D.E.I. Italy

D.E.I. di D'Errico Davide
Via Alessandria 3 Loc. San Bernardo,
10015 Ivrea (To) Italy
tel 0039 0125 239952
fax 0039 0125 230095

Stainless Steel Seamless Tubes and Pipes

Dimensions	304/L 1.4301/07 1.4306	321/H 1.4541	316/L 1.4401/04	316Ti 1.4571	310S 1.4845	904L 1.4539	DUPLEX 1.4462
------------	------------------------------	-----------------	--------------------	-----------------	----------------	----------------	------------------



SEAMLESS TUBES AND PIPES:

ASTM-A 269, ASTM-A 213AW and DIN 17458 PK1

Seamless tubing cold drawn, annealed and pickled or bright annealed. Execution and testing according to ASTM-A 269, ASTM-A 213AW and DIN 17458 PK1. Tolerances according to ASTM-A 450 and DIN 1127 D4/T3. For grade 310S and 1.4845, ASTM-A 213AW and SEW 470 are applicable. For grade 904L / UNS N08904 and 1.4539, ASTM-B and VdTUV 421 are applicable.

ASTM-A 312

Seamless cold drawn or hot finished, annealed and pickled or bright annealed. Execution, tolerances and testing according to ASTM-A 312/A 999, ANSI B36.10 / B36.19.

DIN 17458 PK1

Seamless cold drawn or hot finished, annealed and pickled or bright annealed. Execution and testing according to DIN 17458 PK1. Tolerances according to DIN 1127 D2/T3 or D3/T3 or D4/T3.

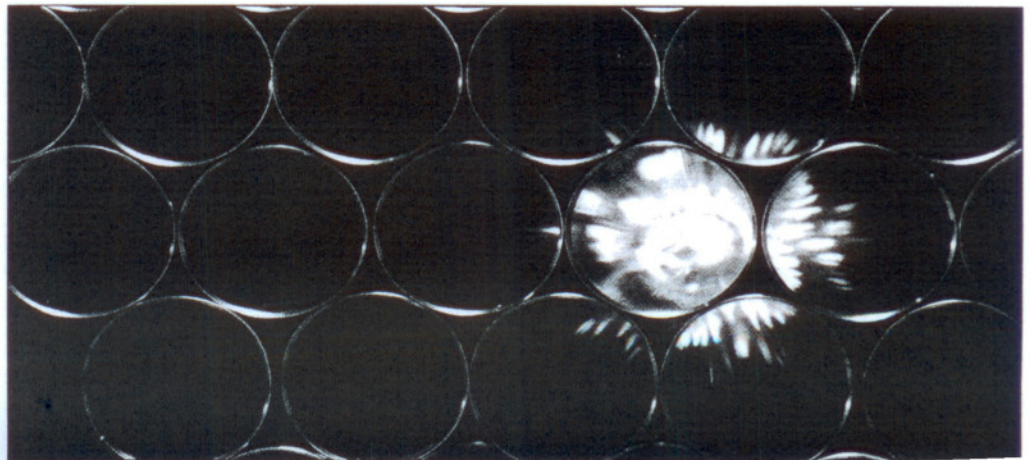
Other grades and dimensions are available upon request.

Random lengths of about 6 meter (min. 4 meter - max. 7 meter).

Certificates: 3.1B on request.


88,90 x 3,05 3" SCH 10S	•	•	•	•	•	•	
88,90 x 5,49 3" SCH 40S	•	•	•	•	•	•	
88,90 x 7,62 3" SCH 80S	•	•	•	•	•	•	
88,90 x 11,13 3" SCH 160	•	•	•	•	•	•	
88,90 x 15,24 3" XXS	•	•	•	•	•	•	
101,60 x 3,00	•	•	•	•	•	•	
101,60 x 4,05 3.1/2" GAS	•	•	•	•	•	•	
101,60 x 5,40	•	•	•	•	•	•	
101,60 x 8,00	•	•	•	•	•	•	
101,60 x 3,05 3.1/2" SCH 10S	•	•	•	•	•	•	
101,60 x 5,74 3.1/2" SCH 40S	•	•	•	•	•	•	
101,60 x 8,08 3.1/2" SCH 80S	•	•	•	•	•	•	
108,00 x 4,00	•	•	•	•	•	•	
114,30 x 3,00	•	•	•	•	•	•	
114,30 x 4,50 4" GAS	•	•	•	•	•	•	
114,30 x 6,00	•	•	•	•	•	•	
114,30 x 8,00	•	•	•	•	•	•	
114,30 x 12,70	•	•	•	•	•	•	
114,30 x 3,05 4" SCH 10S	•	•	•	•	•	•	•
114,30 x 6,35 4" SCH 40S	•	•	•	•	•	•	•
114,30 x 8,56 4" SCH 80S	•	•	•	•	•	•	•
114,30 x 13,49 4" SCH 160	•	•	•	•	•	•	•
114,30 x 17,12 4" XXS	•	•	•	•	•	•	•
121,00 x 4,00	•	•	•	•	•	•	
133,00 x 4,00	•	•	•	•	•	•	
139,70 x 4,00	•	•	•	•	•	•	
139,70 x 6,35	•	•	•	•	•	•	
139,70 x 9,50	•	•	•	•	•	•	
139,70 x 15,00	•	•	•	•	•	•	
141,30 x 3,40 5" SCH 10S	•	•	•	•	•	•	•
141,30 x 6,55 5" SCH 40S	•	•	•	•	•	•	•
141,30 x 9,53 5" SCH 80S	•	•	•	•	•	•	•
141,30 x 15,88 5" SCH 160	•	•	•	•	•	•	•
159,00 x 4,50	•	•	•	•	•	•	
168,28 x 3,40 6" SCH 10S	•	•	•	•	•	•	•
168,28 x 7,11 6" SCH 40S	•	•	•	•	•	•	•
168,28 x 10,97 6" SCH 80S	•	•	•	•	•	•	•
168,28 x 18,26 6" SCH 160	•	•	•	•	•	•	•
168,30 x 4,50	•	•	•	•	•	•	
168,30 x 7,10	•	•	•	•	•	•	
168,30 x 10,00	•	•	•	•	•	•	
168,30 x 18,00	•	•	•	•	•	•	
219,08 x 3,76 8" SCH 10S	•	•	•	•	•	•	•
219,08 x 8,18 8" SCH 40S	•	•	•	•	•	•	•
219,08 x 12,70 8" SCH 80S	•	•	•	•	•	•	•
219,08 x 23,01 8" SCH 160	•	•	•	•	•	•	•
219,10 x 8,00	•	•	•	•	•	•	
219,10 x 12,50	•	•	•	•	•	•	
219,10 x 23,00	•	•	•	•	•	•	
273,00 x 4,00	•	•	•	•	•	•	
273,00 x 9,00	•	•	•	•	•	•	
273,00 x 12,50	•	•	•	•	•	•	
273,05 x 4,19 10" SCH 10S	•	•	•	•	•	•	•
273,05 x 9,27 10" SCH 40S	•	•	•	•	•	•	•
273,05 x 12,70 10" SCH 80S	•	•	•	•	•	•	•
323,85 x 4,57 12" SCH 10S	•	•	•	•	•	•	•
323,85 x 9,53 12" SCH 40S	•	•	•	•	•	•	•
323,85 x 12,70 12" SCH 80S	•	•	•	•	•	•	•
323,90 x 4,50	•	•	•	•	•	•	
323,90 x 9,50	•	•	•	•	•	•	
323,90 x 12,50	•	•	•	•	•	•	

• = stock, subject to prior sale



D.E.I. Italy

D.E.I. di D'Errico Davide
Via Alessandria 3 Loc. San Bernardo ,
10015 Ivrea (To) Italy
tel 0039 0125 239952 fax 0039 0125 230095



Agent :



INDUSTRIAL MATERIAL SUPPLY FZCO

Jebel Ali Free Zone, Dubai, U.A.E.
Tel: +971 4 883 2553, Fax: +971 4 883 2586
Email: info@i-m-s.ae